

Overview of the Next Generation Network

Shuji Esaki[†], Akira Kurokawa, and Kimihide Matsumoto

Abstract

NTT is a world leader in building a next generation network (NGN) based on optical communications and full IP (Internet protocol) connectivity. This article overviews NGN features (high quality, security, reliability, and openness), discusses standardization trends, presents interface specifications for field trials, and describes quality of service (QoS) specifications.

1. Toward the next generation network

International standardization of the next generation network (NGN) is now being actively discussed in ITU-T (International Telecommunication Union Telecommunication Standardization Sector) and other organizations, and carriers throughout the world are following various plans toward NGN deployment. As part of this global movement, NTT announced in November 2004 its commitment to building an NGN based on optical communications and full IP (Internet protocol) connectivity as an important element of the NTT Group's Medium-Term Management Strategy. Since then, NTT has been working to expand the use of optical fiber. In recent years, the demand for high-speed and dependable broadband access to Internet services by optical fiber has risen considerably. The number of broadband subscribers as of the end of September 2006 was reported by the Ministry of Internal Affairs and Communications (MIC) to be 25,040,000. Among those, the number receiving optical-access services was 7,150,000, which represented a dramatic 79.6% increase over the previous year. The use of IP telephony services also showed a significant increase.

Against this background, NTT has undertaken the construction of an NGN that combines the great features of the fixed telephone network cultivated

over many years (e.g., high quality, reliability, and stability) with the merits of IP networks (e.g., support for diverse services and economy of scale). And with an eye to connecting to other carriers' networks and enabling players in diverse businesses and industries to create new services and value, NTT is working to achieve openness and connectivity in the NGN while also taking into account the need for seamless connections with future mobile systems.

2. Features of the NGN

NTT's NGN has a layered structure model to support technical innovations and the development of high-speed, diverse services. Its architecture conforms to NGN standard specifications. Its interfaces conform to international standards (e.g., ITU-T recommendations and IETF RFCs) and domestic standards (TTC standards and TTC technical reports). These standards are followed to enable various players such as application service providers and video distributors to offer diverse application services and to provide an open network that ensures mutual connectivity with other IP networks including those of Internet service providers (ISPs). The following provides a brief description of the features that NTT's NGN aims to provide.

(1) High quality

The NGN aims to provide high-quality broadband communications by controlling the quality of service (QoS) on an end-to-end basis. The idea is to provide multiple QoS classes having different features and to enable the appropriate QoS class to be selected when

[†] NTT Service Integration Laboratory Group
Musashino-shi, 180-8585 Japan
Email: esaki.shuji@lab.ntt.co.jp

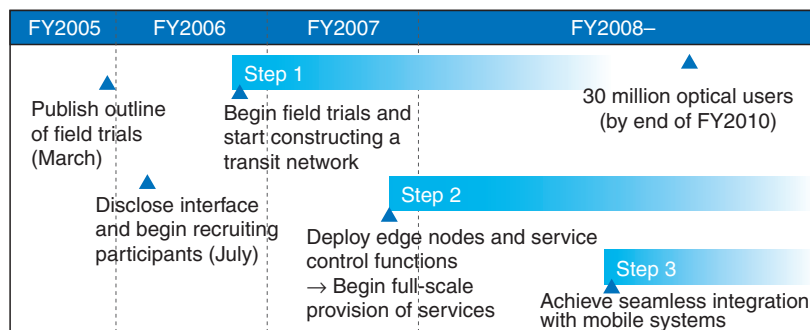


Fig. 1. Roadmap for building the NGN.

an application is provided. For example, a high-priority QoS class would be guaranteed the bandwidth necessary to enable the user to enjoy high-quality audio or HDTV-class video (HDTV: high-definition television) without having to worry about QoS degradation during a session.

(2) Security

The NGN will include functions for monitoring signal traffic and data traffic, for checking telephone numbers, IP addresses, and other information identifying originators (as a countermeasure against spoofing), and for blocking unusual traffic at the entrance and exit nodes to the network.

(3) Reliability

To improve reliability, efforts will be made to make each and every telecommunications device in the NGN highly reliable. And to maintain high reliability while ensuring essential communications, network-oriented countermeasures will be taken. These will include the provision of redundant configurations for communication circuits and equipment and traffic-control procedures for responding to traffic congestion in particular areas.

(4) Openness

NTT aims for an open NGN to enable various players to use the network and provide diverse services and to enable mutual connectivity with other carriers that are also working to provide high-quality communications services. For this purpose, NTT disclosed the interface specifications for upcoming field trials in July 2006 (described in detail later) [1].

3. Roadmap for building the NGN

NTT's plan for building the NGN has three steps, as shown in Fig. 1.

Step 1: In the second half of FY2006, build the transit network for the NGN and commence field trials*1.

Showrooms were opened in Tokyo and Osaka in December 2006 and trials began.

Step 2: In the second half of FY2007, deploy edge nodes for optical-subscriber lines and service control functions and begin to provide NGN services on a full scale.

Step 3: Achieve seamless integration with the mobile network in conjunction with the conversion of mobile voice signals to IP and the deployment of Super 3G*2 mobile services in the mobile network.

4. Commencement of field trials

The NGN field trials, which began in December 2006, aim to test various functions and technologies. These include end-to-end QoS control functions that perform dynamic control for a wide range of communications from voice to HDTV-class video; IP multicast functions for large-scale delivery of HDTV class video; security functions for preventing unauthorized access and for providing reliable, safe, and convenient services; multiplexing and integration technologies for integrating diverse services in an economical and efficient manner to achieve service convergence; functions for linking fixed and mobile services; and open connectivity functions for linking applications.

The field trials are scheduled to run for about one year in the Tokyo and Osaka areas. The first period (starting in December 2006) will target visitors to NGN showrooms*3, the second period (starting in

*1 Before full-scale deployment of the NGN, NTT will build an actual network environment equipped with new next-generation functions to test the feasibility of NGN technologies and services.

*2 High-speed telecommunications systems even faster than the HSDPA system were launched in August 2006.

*3 The showrooms are called NOTE (NGN Open Trial Exhibition). The first showrooms are NOTE Otemachi in Tokyo and NOTE Umeda in Osaka (<http://www.ngn-note.jp>).

January 2007) will expand to NTT Group employees in the same areas, and the third period (starting in April 2007) will target general customers in those areas.

Prior to the launch of these field trials, NTT released interface specifications [1] between the networks involved in the trials, between user terminals and the network, and between application servers and the network. NTT also invited many parties from a wide variety of fields to participate, including home information and appliance vendors, service providers, and other carriers.

The following introduces trends in NGN standardization, interface specifications for the field trials, and QoS specifications.

5. Standardization trends of NGN

Standardization of the NGN began at the NGN Workshop held by ITU-T in July 2003 (Geneva). Following this, Recommendation Y.2001 “General overview of NGN” and Recommendation Y.2011 “General principles and general reference model for Next Generation Networks” were approved in June 2004, and 13 documents prescribing the outline section of NGN release 1 began the approval procedure for becoming recommendations at the SG13 meeting held in July 2006 (**Table 1**).

A characteristic feature of the NGN specified by Supplement 1 to Y.2000-series “NGN release 1 scope” and Y.2201 “NGN release 1 requirements” is

the use of the IP Multimedia Subsystem (IMS) established by the 3rd Generation Partnership Project (3GPP). The IMS is being adopted by the Internet Engineering Task Force (IETF) as a base protocol for the session initiation protocol (SIP) specified by a series of RFCs (requests for comments), including RFC3261. The IMS specifications add security and quality-control requirements and specify how they can be combined with the above SIP-related RFC documents that are now being standardized in the IETF.

Moreover, at the TISPAN (Telecommunications and Internet converged Services and Protocols for Advanced Networking) project launched by the European Telecommunications Standards Institute (ETSI), about 60 documents for the NGN release 1 specifications series centered on IMS provisions for the fixed network had been nearly completed as of the February 2006 meeting of the project.

Meanwhile, in Japan, an NGN Architecture Experts Committee was established in April 2005 at the Telecommunication Technology Committee (TTC). To date, several standards and technical reports regarding the NGN and interface specifications have been issued by TTC. These include TR-1014 “Overview of the NGN Architecture” and TR-9024 “Technical Report on Basic Call Interface for SIP Terminals Connecting with NGN” (**Table 2**).

6. NGN architecture in ITU-T

The architecture for the NGN is prescribed in ITU-

Table 1. ITU-T NGN release 1 Recommendation series.

Category	ITU-T NGN release 1 documents
Principles (references)	<ul style="list-style-type: none"> • Y.2001: General overview of NGN • Y.2011: General principles and general reference model for NGNs
Scope of NGN release 1	<ul style="list-style-type: none"> • Supplement 1 to Y.2000-series: NGN release 1 scope • Y.2091: Terms and definitions for NGNs
Requirements	<ul style="list-style-type: none"> • Y.2201: NGN release 1 requirements • Q.1706: Mobility management requirements for NGN
Overall architecture	<ul style="list-style-type: none"> • Y.2012: Functional requirements and architecture of the NGN
Implementation example	<ul style="list-style-type: none"> • Supplement 1 to Y.2012: Session/border control (S/BC) functions
Service control functions	<ul style="list-style-type: none"> • Y.2021: IMS for NGNs • Y.2031: PSTN/ISDN emulation architecture • Y.2271: Call server based PSTN/ISDN emulation
Admission control section	<ul style="list-style-type: none"> • Y.2111: Resource and admission control functions in NGNs • Y.2171: Admission control priority levels in NGNs
Evolution scenario to NGN; aspects to consider	<ul style="list-style-type: none"> • Y.2261: PSTN/ISDN evolution to NGN
Security	<ul style="list-style-type: none"> • Y.2701: Security requirements for NGN release 1

PSTN: public switched telephone network
ISDN: integrated services digital network

Table 2. Main NGN-related standards and technical reports at TTC.

Category	TTC Recommendation
NGN architecture specifications	JT-Y.2001: General overview of NGN JT-Y.2011: General principles and general reference model for NGNs TR-1014: Overview of the NGN architecture
NGN interface specifications	TR-9022: Technical report on network-asserted user identity information transfer through NGN TR-9023: Guidelines for the architecture of the NGN technical specifications for SIP in TTC TR-9024: Technical report on basic call interface for SIP terminals connecting with NGN

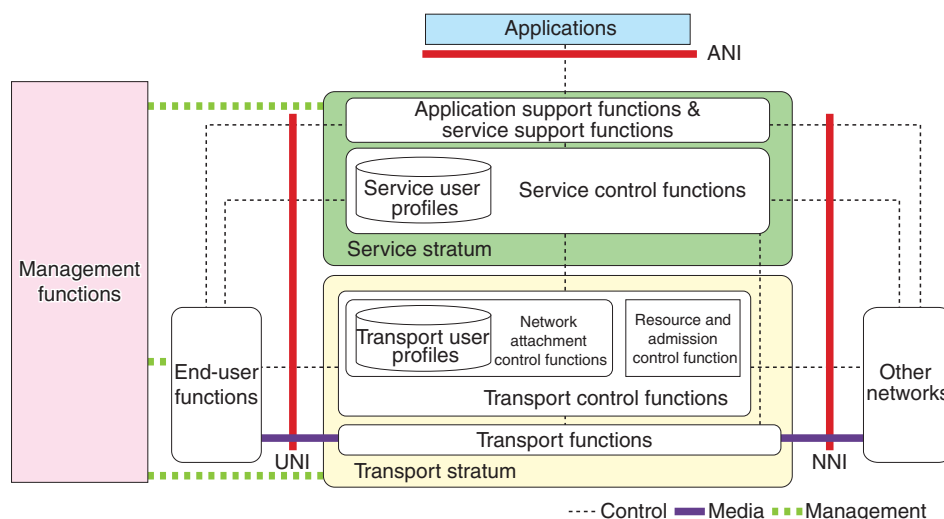


Fig. 2. NGN architecture overview at ITU-T.

T Recommendation Y.2012 “Functional requirements and architecture of the NGN”. The NGN consists of four function groups and two types of user profiles (**Fig. 2**). Transport functions transfer multimedia streams over the IP network. Transport control functions allocate IP addresses, perform authentication tasks, and enable control functions such as resource admission for guaranteeing IP-layer QoS to be used from service components. Service control functions (such as IMS) and application support functions & service support functions provide support functions such as presence management.

Two types of user profiles are specified based on how user information used by the service control function group and transport control function group is applied and how it relates to the functions. One of these is the transport user profile, which is referred to by the transport control function group. This profile includes information such as user authentication data and the bandwidth that the user may obtain when connecting to the access network. The other is the service user profile used by the service control function group. This profile includes information such as what services the user is allowed to use and

how many simultaneous connections may be made.

ITU-T Recommendation Y.2012 calls for three types of interfaces: (i) the user-network interface (UNI), which is the connection point with end-user functions; (ii) the network-network interface (NNI), which is the connection point with other networks; and (iii) the application-network interface (ANI), which is the connection point with application functions. For ANI, the function model that is currently provided is only an example, but a specific model will be provided in the future.

7. Field trial network functions and interface specifications

The field trials will support the following four types of communication functions to control the bandwidth and QoS corresponding to different QoS classes assuming a range of applications from voice calls to HDTV class video communications (**Fig. 3** and **Table 3**).

(1) Interactive (unicast) communication (bidirectional communication) functions

For communication services such as IP telephony

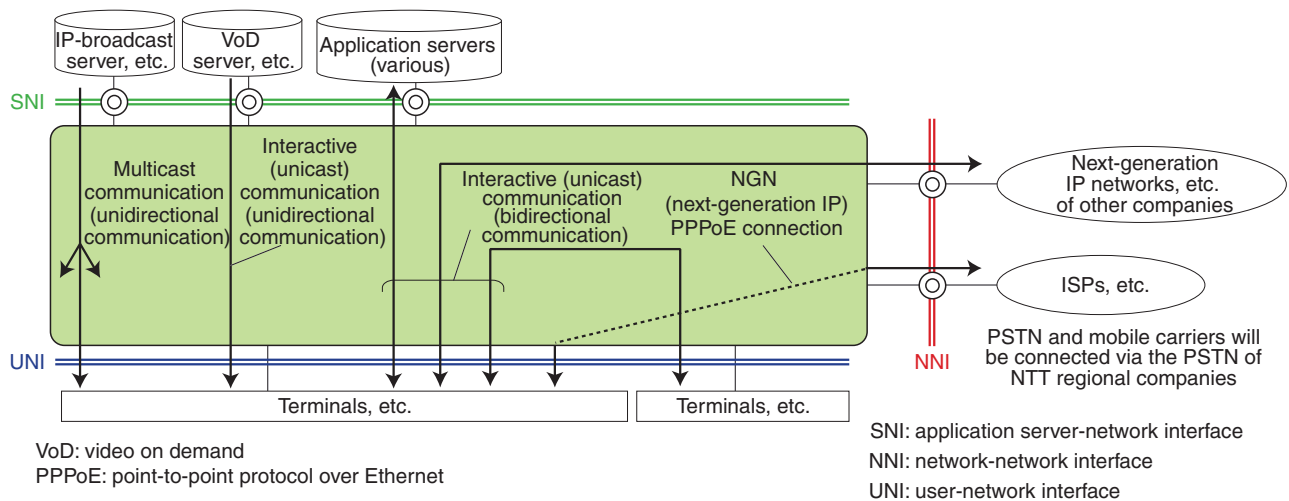


Fig. 3. Basic configuration of NGN field trials.

Table 3. Provided communication functions and applied service examples in NGN field trials.

Communication functions	Applied service examples		
	Service category	QoS class	Bandwidth of use (codec)
Interactive (unicast) communication (bidirectional communication) functions	IP telephony (with OAB-J phone number)	Highest priority	<ul style="list-style-type: none"> Wideband speech: 7 kHz (G.722, etc.) Narrowband speech: 3.4 kHz (G.711, etc.)
	Video telephony (with OAB-J phone number)	Highest priority	<ul style="list-style-type: none"> SDTV class (MPEG4): 2 Mbit/s HDTV class (MPEG2): 30 Mbit/s
Interactive (unicast) communication (unidirectional communication) functions	Video delivery (VoD) Video delivery (IP broadcast)	High priority	<ul style="list-style-type: none"> SDTV class (H.264, MPEG2): 6 Mbit/s HDTV class (H.264): 10 Mbit/s
		Best effort	
Multicast communication (unidirectional communication) functions			
PPPoE connection functions	ISP connection	Best effort	

and video telephony services. TTC technical reports TR-9024, TR-9025, and others are referred to as interface specifications.

(2) Interactive (unicast) communication (unidirectional communication) functions

For communication services such as video-on-demand service.

(3) Multicast communication (unidirectional communication) functions

For communication services such as video delivery (IP broadcast) service.

(4) PPPoE connection functions

For communication services such as ISP connection service.

Interface specifications [1] for the field trials conform to ITU-T recommendations and specify the interconnection between the NGN and terminal equipment (UNI) and between the NGN and telecommunication carriers (NNI). Interface specifications between the NGN and application-

server equipment (SNI: server-network interface) are being added and released. Since the ANI now being discussed at ITU-T currently consists of only a function model example, as mentioned above, NTT has proposed SNI as a specification that not only fully covers ANI but also expands upon it. With an eye toward interactive (unicast) communication functions, multicast communication functions, and other functions that have just begun to be discussed at ITU-T and to enable application providers to make use of NGN functions as a resource and to enable open services to be provided, NTT is providing flexible interface specifications covering the span from physical layer connections to upper-layer connections. As for NGN protocol, connection control will be performed in accordance with TTC technical reports TR-1014, TR-9022, TR-9024, and TR-9025, and related protocol specifications.

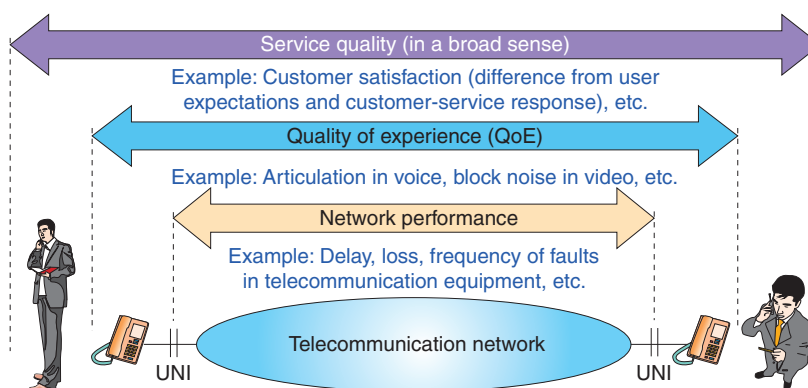


Fig. 4. Quality in telecommunication services.

Table 4. QoS objectives in NGN field trials.

		Highest-priority class EF	High-priority class high AF	Priority class low AF
Interactive (unicast)	IP-packet transfer delay	70 ms (UNI-UNI)	200 ms (UNI-UNI)	Not specified
	IP-packet transfer delay variation	20 ms (UNI-UNI)	200 ms (UNI-UNI)	
	IP-packet loss ratio	0.1% (UNI-UNI)	0.1% (UNI-UNI)	Not specified*
Multicast	IP-packet transfer delay	/	400 ms (UNI-UNI)	/
	IP-packet transfer delay variation		200 ms (UNI-UNI)	
	IP-packet loss ratio		0.1% (UNI-UNI)	

*Priority-class traffic is given priority over best-effort class by packet transfer processing in the network.

8. QoS specifications in the NGN

Quality is an important concept in NGN construction. However, the word “quality” can have various meanings. For example, quality can be used in relation to speech quality in telephone calls or picture quality in video delivery services. It may also be used in connection with communication services to describe, for example, the degree to which telecommunication equipment operates correctly without faults and the response that a customer receives from a service provider when applying for a service (Fig. 4). Of these various meanings, NTT has focused especially on quality of service (QoS) on the IP layer in the NGN. Our platform will provide many diverse services by providing multiple QoS classes with different features.

Standards for QoS in the NGN are now being discussed at ITU-T and ETSI/TISPAN, where NGN standards are being studied [2]–[5]. NTT refers to these standardization trends in establishing interface specifications [1] for its NGN field trials. It has specified four QoS classes and released QoS objectives for each class (Fig. 4). The parameters used to specify each QoS class are IP-packet transfer

delay, IP-packet transfer delay variation, and IP-packet loss ratio between UNI, NNI, and SNI reference points (these parameters are specified by ITU-T [2]). Specifying QoS between reference points in this way clarifies the QoS provided by the NGN in terms of network performance. In an NGN, the QoS class required by a service (e.g., IP telephony, video delivery, or data communications) can be negotiated between the network and terminal/server. This makes it possible to provide services in accordance with stipulated QoS values for each QoS class. The above mechanism is not found in a best-effort network, which does not guarantee QoS. The features of these four QoS classes and ways of applying them are given below.

The highest-priority class EF (expedited forwarding) gives IP packets the highest priority in the network. It features a short delay and small delay variation applicable to bidirectional realtime communication services such as IP telephony and video telephony.

The high-priority class (high AF (assured forwarding)) gives IP packets the next-to-highest priority in the network. Featuring a relatively short delay and small delay variation, it is applicable to

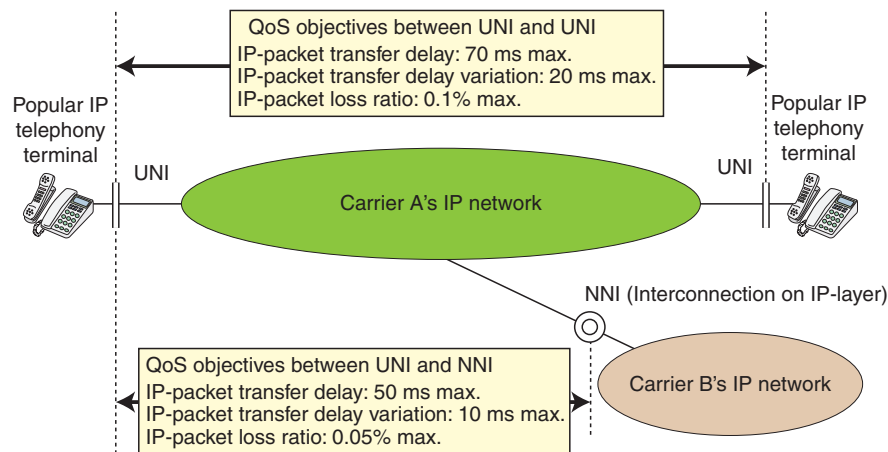


Fig. 5. QoS regulations for IP telephony using 0AB-J phone numbers.

unidirectional communication services such as video delivery and video-on-demand.

The priority class (low AF (assured forwarding)) gives packets priority over best-effort class and is used to achieve stable data communications.

The best-effort class does not specify QoS objectives. It has the lowest priority in the network.

In NTT's NGN, preparing multiple QoS classes with different features in the above way makes it possible to simultaneously provide multiple services with different requirements on the same network.

9. QoS regulations and allocation for IP telephony

Among the various types of services to be provided by the NGN, the QoS regulations for IP telephony using 0AB-J phone numbers in Japan are clearly dictated by law [6]. These QoS regulations, however, raise some issues. For example, they do not clearly specify the QoS allocation between the network and terminal or the allocation for interconnections between carriers. For this reason, the Next Generation IP Network Promotion Forum [7] has been investigating new QoS regulations since January 2006. These are shown in Fig. 5. In NTT's NGN, the plan is to provide IP telephony services using 0AB-J phone numbers by means of the highest-priority class. The QoS objectives for highest-priority class conform to these new IP telephony QoS regulations. The new IP telephony QoS regulations under study at

the Forum are distinguished by two points:

(1) They clarify QoS objectives in telecommunications networks (UNI-UNI) by assuming a popular IP telephony terminal.

(2) They present the concept behind QoS allocation in telecommunications networks and clarify the QoS objectives for UNI-NNI when carriers interconnect.

These clarifications establish the QoS objectives that individual telecommunication carriers must satisfy when providing IP telephony services in the NGN. (See [8] for details.)

10. Future plans

NTT plans to conduct field trials in future to evaluate platform technologies and technical specifications toward the building of a genuine, full-scale next-generation network.

References

- [1] <http://www.ntt.co.jp/trial/>
- [2] ITU-T Recommendation Y.1540
- [3] ITU-T Recommendation Y.1541
- [4] ETSI/TISPAN TS 185 001
- [5] A. Kurokawa and I. Higashi, "Standardization Trends of the Next Generation Network in ETSI TISPAN," NTT Technical Review, Vol. 4, No. 6, pp. 53-57, 2006.
- [6] Regulations for Telecommunications Facilities for Telecommunications Business (in Japanese)
- [7] <http://ngnforum.nict.go.jp/> (in Japanese).
- [8] Ministry of Internal Affairs and Communications (MIC) Public Comment No. 145206128 (published on January 23, 2007) (in Japanese).

**Shuji Esaki**

Senior Research Engineer, Supervisor, NGN System Promotion Project, NTT Service Integration Laboratories.

He received the B.E. and M.E. degrees in engineering from Osaka University, Osaka, in 1984 and 1986, respectively. Since joining NTT in 1986, he has engaged in R&D of the intelligent network. From 1999 to 2002, he worked on the development of the IP network service systems in NTT West. After returning to NTT in 2002, he worked on developmental research on multimedia communication service systems and is active in promoting NGN systems development. He is a member of IEEE, the Institute of Electronics, Information and Communication Engineers (IEICE) of Japan, and the Information Processing Society of Japan (IPSJ).

**Akira Kurokawa**

Executive Manager, NGN System Architecture Project, NTT Service Integration Laboratories.

He received the B.E. and M.E. degrees in electrical engineering from the University of Tokyo, Tokyo, in 1982 and 1984, respectively. Since joining Nippon Telegraph and Telephone Public Corporation (now NTT) in 1984, he has been engaged in R&D of ISDN switching system software as well as ISDN user-network interface protocol standardization and ubiquitous computing technology. In 1991, he was a visiting researcher at the University of Montreal. He is a member of IEEE and IEICE.

**Kimihide Matsumoto**

Senior Research Engineer, Supervisor, IP Service Network Engineering Group, NTT Service Integration Laboratories.

He received the B.S. and M.S. degrees from Nagoya Institute of Technology, Aichi, in 1988 and 1990, respectively. He joined NTT in 1990 and researched traffic engineering and quality management in telecommunications networks. From 1999 to 2005, he was engaged in the development of systems for FLET'S and HIKARI DENWA services at the R&D Center of NTT East. Currently, he is primarily working on QoS management of IP-based telecommunications networks. He is a member of IEICE.